




Appendix 1: Reference Guide: The Language of Letter Formation.

						
Under the snake's chin, slide down and round its tail.	Around the astronaut's helmet and down into space.	From the tiger's nose to its tail, then follow the stripe across the tiger.	Down the penguin's back, up and around its head.	Down the iguana's body, then draw a dot (on the leaf) at the top.	Down the stick, up and over the net.	Down, up and over the mouse's ears, then add a flick on the nose.
						
Round the duck's body, up to its head and down to its feet.	Round the goat's face, up to his ear; down and curl under his chin.	All around the octopus	Curl around the cat.	Down the kite, up and round, down to the corner.	Around the elephant's eye and down its trunk.	Down and around the umbrella, stop at the top and down to the bottom and flick.
						
From the cloud to the ground, up the arch and over the rainbow.	Down, up and over the helicopter.	Down bear's back, up and round his big tummy.	Down the flamingo's neck, all the way to its foot, then across its wings.	All the way down the lollipop.	All the way down the jellyfish. Dot on its head.	Down to the bottom of the volcano and back up to the top.
						
From the top of the wave to the bottom, up the wave, down the wave, then up again.	Start at the top, then across to the bottom of the box. Start at the top, then across to the bottom of the box.	Down and round the yo-yo, then follow the string round.	Zip across, zag down and across the zebra.	Round the queen's face, up to her crown, down her robe with a flick at the end. Quick, it's the queen!		

We use the Letter Formation phrases from *Little Wandle for Letters and Sounds* (Oxford University press) to support children to use accurate letter formation in line with their Phonic learning.